

04/12/2020



HomeOption

PROPERTY LIST

www.homeoption.org

Deadline for property choices in this edition must reach HomeOption by
1pm on: 09/12/2020

The next edition of HomeOption will be available on :
11/12/2020



**Epping Forest
District Council**

EPHING FOREST

Only applicants on our Housing Register
can express an interest for properties
in the Epping Forest District

Studio sheltered flat



ref no: 213



Location:Pelly Court, Epping
Council Area:Epping Forest Essex
Landlord:Epping Forest DC
Rent: £81.00 pw
Service Charge: £7.41 pw
Support Charge: £17.67 pw

Emergency alarm, scheme manager available during office hours. Electric cooking only. No pets. Ideally situated for town centre and central line tube station

1 bed sheltered bungalow



ref no: 215



Location:Rochford Avenue, Waltham Abbey, Essex
Council Area:Epping Forest Essex
Landlord:EFDC
Rent: £95.52 pw
Support Charge: £17.68 pw

Garden, gas central heating, shower. Property is fitted with an emergency alarm and is visited by a Scheme Manager. It has a graded floor shower and is suitable for people with mobility problems.

1 bed sheltered flat





ref no: 217





Location:Robert Daniels court, Theydon Bois, Epping
Council Area:Epping Forest Essex
Landlord:Home Group
Rent: £99.35 pw
Service Charge: £60.97 pw


Central heating. Double Glazing, Wet room. £2.04 metered water rates & £4.20 heating charge Communal laundries (one in ground and one in 1st floor), Communal lounge and Seating areas, Communal Gardens, Passenger Lift and Stairs Lift (to 1st floor), 24-alarm system to a call centre, Housing Management Coordinator onsite during office hours


Studio bungalow		H/T	1	1 - 2	floor G		ref no: 209
	Location: Barrington Road, Loughton		Garden, gas central heating.				
	Council Area: Epping Forest Essex		close to local shops and tube at Debden. Pets with permission				
Landlord:		Rent: £78.28 pw					
Service Charge: £0.44 pw							

Studio bungalow		H/T	1	1 - 2			ref no: 212
	Location: Margaret Close, Non - Estate Property, Epping		Garden, gas central heating, shower.				
	Council Area: Epping Forest Essex		Studio Bungalow, close to town centre, and tube station at Epping. Wetroom will not be changed or removed. Pets with permission.				
Landlord:		Rent: £84.80 pw					

1 bed flat		H/T	1	1 - 3	floor 1		ref no: 210
	Location: Hanson Drive, Loughton		Garden, gas central heating, bath.				
	Council Area: Epping Forest Essex		Door entry phone, both gas/electric cooking facilities, local shops, nearest station Debden. Pets with permission				
Landlord:		Rent: £85.29 pw					
Service Charge: £0.44 pw							

1 bed flat		H/T	1	1 - 3	floor 2		ref no: 211
	Location: Harveyfields, Waltham Abbey		Gas central heating.				
	Council Area: Epping Forest Essex		Gas central heating, entry phone. 28 steps to access.				
Landlord: EFDC		Close to town centre.					
Rent: £79.35 pw							
Service Charge: £2.46 pw							

1 bed flat		H/T	1	1 - 3	floor 1		ref no: 214
	Location: Rochford Avenue, Debden, Loughton		Garden, gas central heating, bath.				
	Council Area: Epping Forest Essex		FIRST FLOOR FLAT, close to local shops and Debden & Loughton Tube stations. Pets with permission				
Landlord:		Rent: £85.29 pw					
Service Charge: £0.45 pw							

1 bed flat		H/T	1	1 - 3	floor G		ref no: 216
	Location: Torrington Drive, Debden, Loughton		Garden, gas central heating.				
	Council Area: Epping Forest Essex		door entry phone, close to Debden tube station and local shops. Pets with permission				
Landlord:		Rent: £85.29 pw					
Service Charge: £0.60 pw							

Epping Forest District Council Feedback Report

Property List Date	Advert Reference	Property Type	Location	Expressions of Interest	Points/Band	Date in Band	List (Applicant)
25 Sep 2020	703	2 bed flat	Limes Avenue	26	B	16 Jul 2020	Transfer
Properties for over 60s/sheltered accommodation							
18 Sep 2020	661	1 bed flat	Pelly Court, Epping	14	B	23 Nov 2016	Transfer

